

Pump type:	Dry installed Duplex pump
Application:	Waste water, Seawater
Solids passage	2 1/2"
Discharge diameter	3"
Suction diameter	3"
Impeller type:	Vortex
Impeller code	225 - 170
Recommended min. flow	55 USGPM
Weight (HS IEC132 version)	145 lbs

Materials

Pump casing	AISI 329
Seal housing	AISI 329
Impeller	AISI 329
Pump shaft	AISI 316
Bolts	AISI 316
Elastomers	Viton (FPM)
Seal lubrication	Oil
Seal pump side	Silicon carbide – silicon carbide -Viton
Seal motor side	Lip Seal
Coating	Two component polyurethane

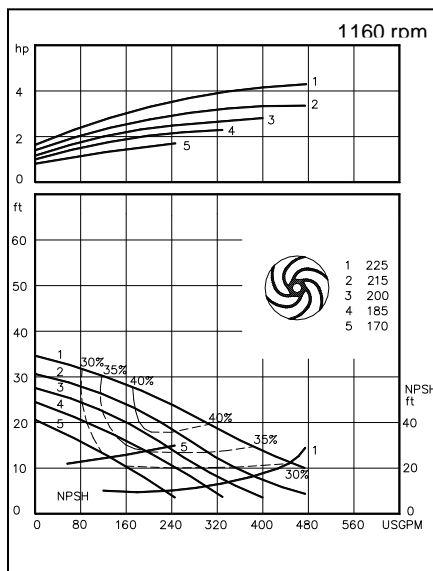
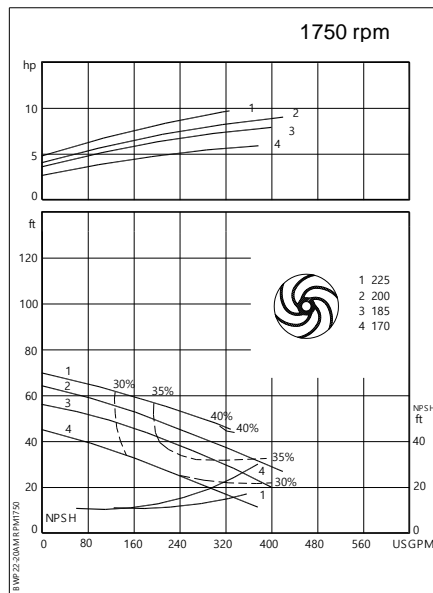
Installation options

Horizontal (short coupled)	HS
Vertical (short coupled)	VS

Available motors 60 c/s (IP55)

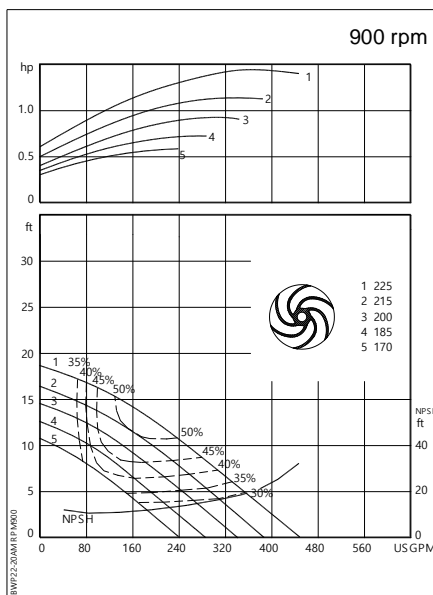
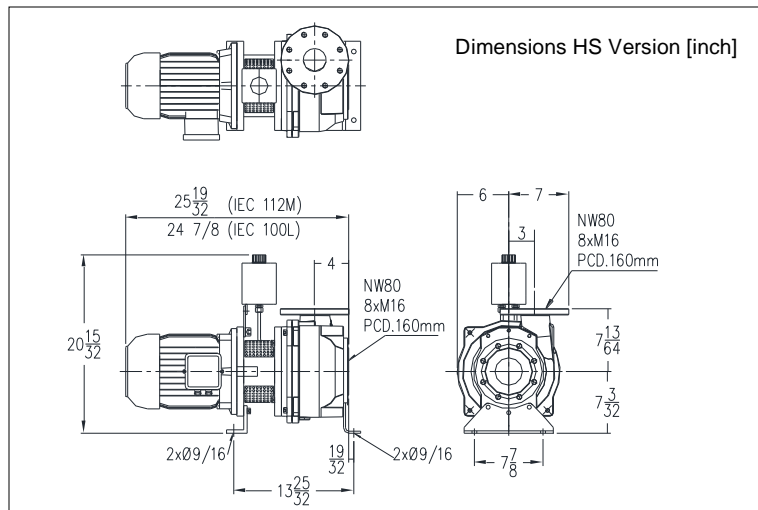
IEC Size	HP	rpm
100L	1.2	900
	2.3	1160
112M	2.3	900
	6.2	1750
	3.4	1160
132S	8.5	1750
	4.6	1160
132M	11.6	1750
	14	1750

15.9 USGPM	1 l/s
1ft	0.3 m
1HP	0.746 kW
1lb	0.45 kg



Optional

- Seal flushing



Pump type:	Dry installed Duplex pump
Application:	Waste water, Sea water
Solids passage	4"
Discharge diameter	4"
Suction diameter	5"
Impeller type:	Vortex
Impeller code	252 - 210
Recommended min. flow	95 USGPM
Weight (HS IEC 132 version)	155 lbs

Materials

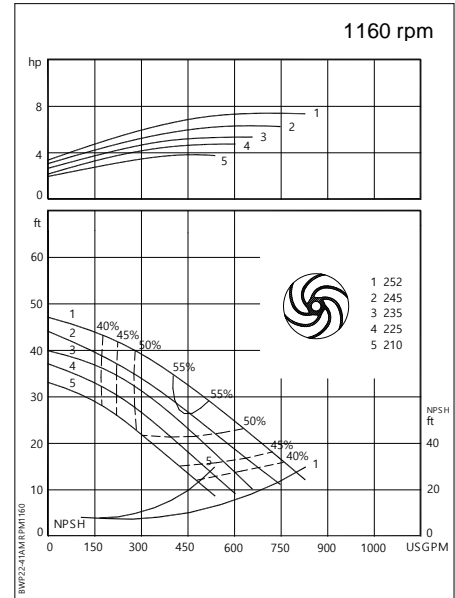
Pump casing/ Seal housing	AISI 329
Impeller	AISI 329
Pump shaft	AISI 316
Bolts	AISI 316
Elastomers	Viton (FPM)
Seal lubrication	Oil
Seal pump side	Silicon carbide – silicon carbide -Viton
Seal motor side	Lip Seal
Coating	Two component polyurethane

Installation options

Horizontal (short coupled)	HS
Vertical (short coupled)	VS

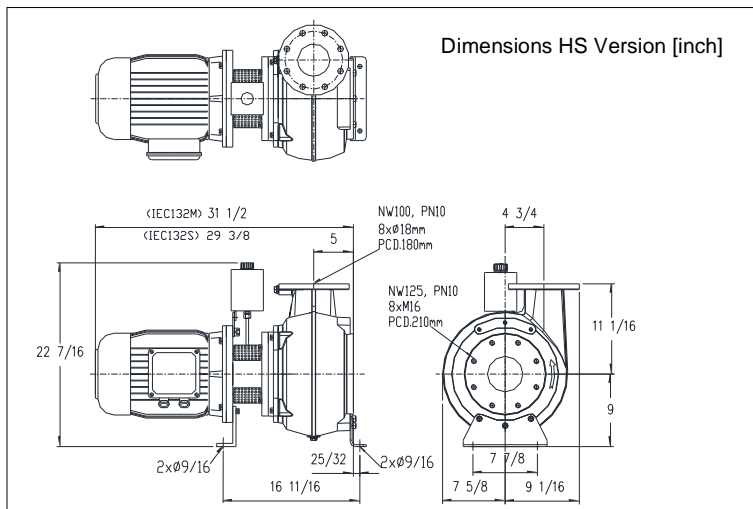
Available motors 60 c/s (IP55)

IEC Size	HP	rpm
100L	2.3	1160
112M	3.4	1160
132S	4.6	1160



Optional

- Seal flushing



15.9 USGPM	1 l/s
1ft	0.3 m
1HP	0.746 kW
1lb	0.45 kg

Pump type:	Dry installed Duplex pump
Application:	Waste water, Sea water
Solids passage	2 1/2"
Discharge	3" ANSI, 150
Suction	3" ANSI, 150
Impeller type:	Vortex
Impeller code	225 - 170
Recommended min. flow	55 USGPM
Weight (HX version)	165 lbs

Materials

Pump casing/ Seal housing	AISI 329
Impeller	AISI 329
Pump shaft	AISI 316
Bolts	AISI 316
Elastomers	Viton (FPM)
Seal lubrication	Oil
Seal pump side	Silicon carbide – silicon carbide -Viton
Seal motor side	Carbon - ceramic
Coating	Two component polyurethane

Installation options

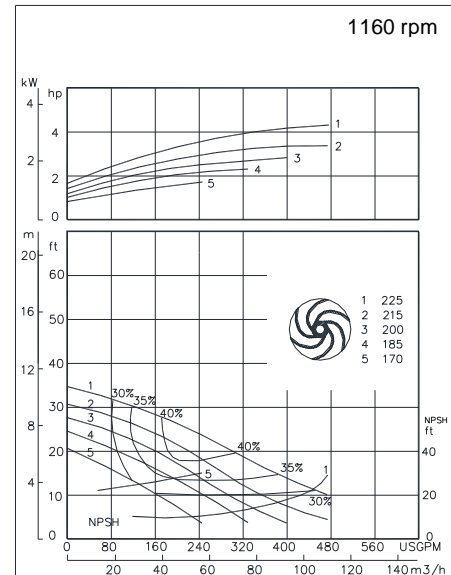
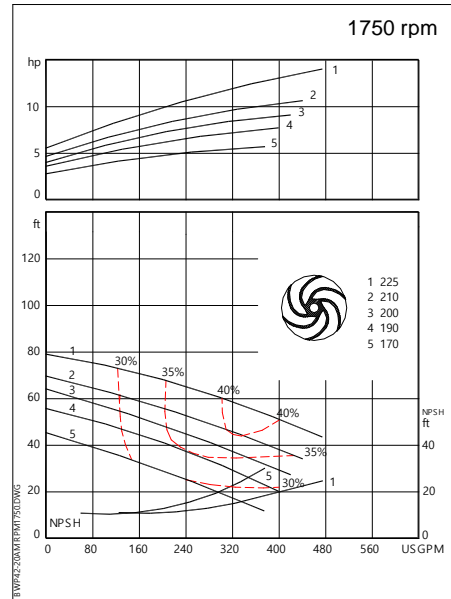
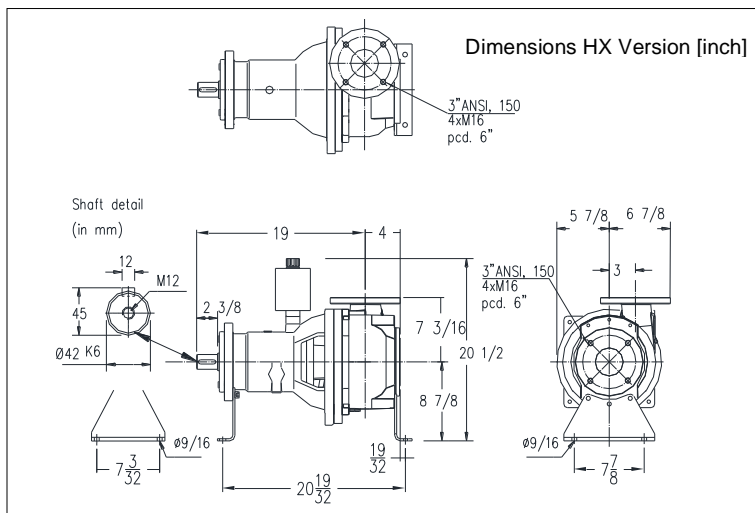
Horizontal bare shaft	HX	with motor and support	HM
Vertical bare shaft	VX	with motor and stand	VM
Horizontal short coupled	HS		
Vertical short coupled	VS		
V-belt driven	KM		

Available motors 60 c/s (IP55)

IEC Size	HP	rpm
112M	3.4	1160
	6.2	1750
132S	4.62	1160
	8.5	1750
132M	6.17	1160
	11.6	1750
160M	17	1750

Optional

- Seal flushing



15.9 USGPM	1 l/s
1ft	0.3 m
1HP	0.746 kW
1lb	0.45 kg

Pump type:	Dry installed Duplex pump
Application:	Waste water, Sea water
Solids passage	4"
Discharge diameter	5"
Suction diameter	4"
Impeller type:	Vortex
Impeller code	252 - 210
Recommended min. flow	95 USGPM
Weight (HX version)	170 lbs

Materials

Pump casing/ Seal housing	AISI 329
Impeller	AISI 329
Pump shaft	AISI 316
Bolts	AISI 316
Elastomers	Viton (FPM)
Seal lubrication	Oil
Seal pump side	Silicon carbide – silicon carbide -Viton
Seal motor side	Carbon - ceramic
Coating	Two component polyurethane

Installation options

Horizontal bare shaft	HX	with motor and support	HM
Vertical bare shaft	VX	with motor and stand	VM
Horizontal short coupled	HS		
Vertical short coupled	VS		
V-belt driven	KM		

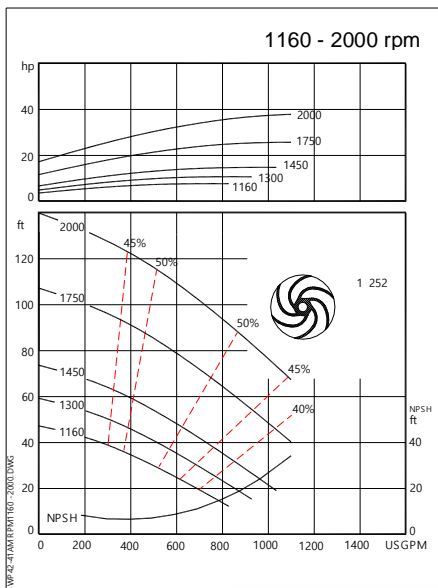
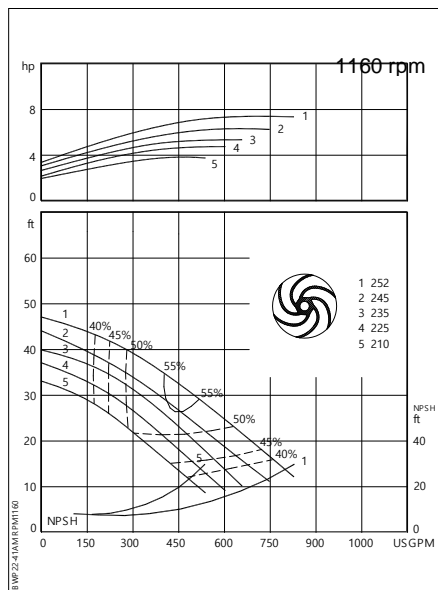
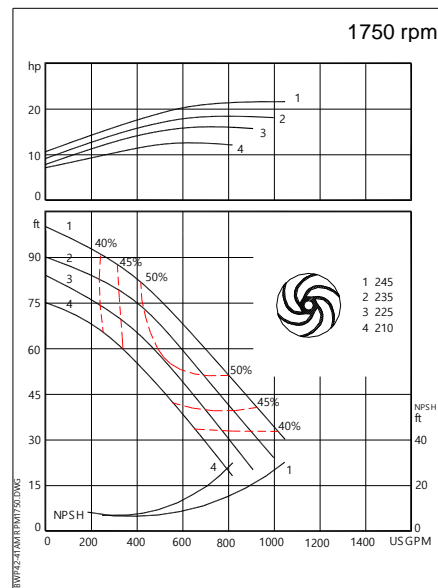
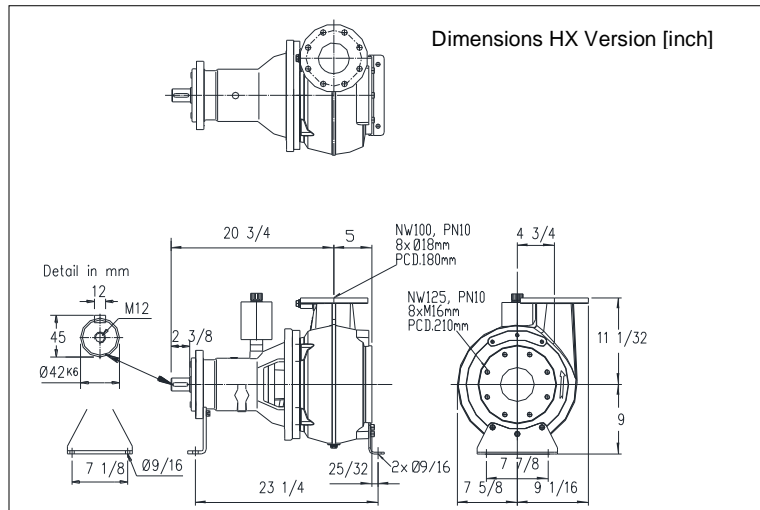
Available motors 60 c/s (IP55)

IEC Size	HP	rpm
132S	4.6	1160
	8.5	1750
132M	6.2	1160
	8.5	1160
	11.6	1750
160M	17	1750
160L	23	1750

15.9 USGPM	1 l/s
1ft	0.3 m
1HP	0.746 kW
1lb	0.45 kg

Optional

- Seal flushing



Pump type:	Dry installed Duplex pump
Application:	Waste water, Sea water
Solids passage	4"
Discharge diameter	4"
Suction diameter	5"
Impeller type:	Vortex
Impeller code	335 - 225
Recommended min. flow	95 USGPM
Weight (HX version)	265 lbs

Materials

Pump casing/ Seal housing	AISI 329
Impeller	AISI 329
Pump shaft	AISI 316
Bolts	AISI 316
Elastomers	Viton (FPM)
Seal lubrication	Oil
Seal pump side	Silicon carbide – silicon carbide -Viton
Seal motor side	Carbon - ceramic
Coating	Two component polyurethane

Installation options

Horizontal bare shaft	HX	with motor and support	HM
Vertical bare shaft	VX	with motor and stand	VM
V-belt driven	KM		

Available motors 60 c/s (IP55)

IEC Size	HP	rpm	15.9 USGPM	1 l/s
160L	17	1160	1ft	0.3 m
180M	28	1750	1HP	0.746 kW
180L	23	1160	1lb	0.45 kg
	33	1750		
200L	28	1160		
	33	1160		
	46	1750		
225S	57	1750		
225M	46	1160		
	69	1750		
250M	84	1750		
	115	1750		

Optional

- Seal flushing

