

Type: Submersible mixer  
 Application: Preventing the accumulation of solids and floating crusts.

**Technical data**

Effective area up to Ø 20 ft  
 Impeller code 105  
 Electrical power in clean water 1.9 kW  
 Weight 95 lbs

**Motor**

Mains: 60 c/s – 3 phase  
 Rated horse power 2.3 HP  
 Rated electrical power 2.4 kW  
 Rated kVA 2.9 kVA  
 Nominal speed 1700 rpm  
 Motor efficiency 71 %  
 Power factor (cos phi) 0.85  
 Degree of protection IP 68  
 Isolation class F (311°F)  
 Max. water temperature 104°F  
 Standard cable length 66 ft

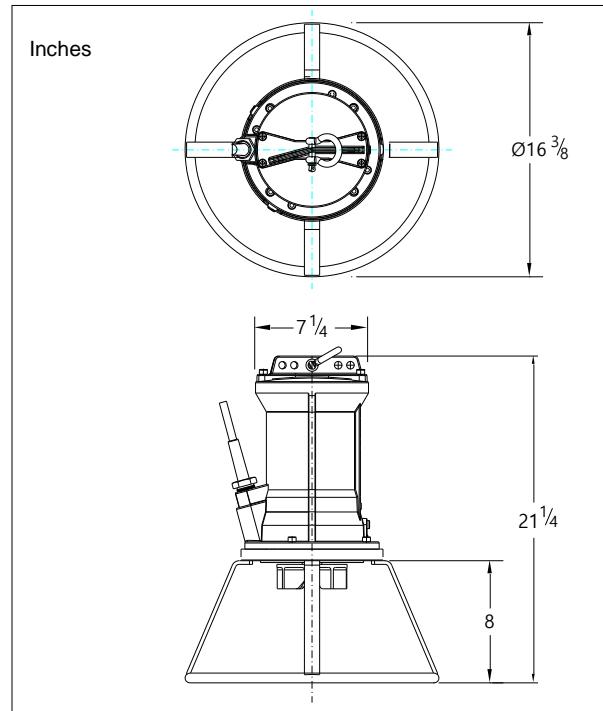


**Materials**

Impeller S.g cast iron (ASTM A-445 Gr.60-46-18)  
 Motor unit Cast iron (ASTM A-48 class 35)  
 Shaft AISI 431  
 Alt: AISI 316  
 Bolts AISI 316  
 Elastomers Nitrile (NBR) or neoprene (CR)  
 Alt: viton (FPM)  
 Electrical cable Neoprene (CR)  
 Seal lubrication Oil  
 Seal pump side Silicon carbide – silicon carbide  
 Seal motor side Carbon - Ceramic  
 Coating Two components polyurethane

**Optional**

- Thermo switches in stator windings
- Cable protective sheathing (AISI 316)
- Water detector in motor and oil chamber



**Connections**

voltage	current	electrical cable size	
		direct start	with motor protection and/or water detector
[V]*	[A]	direct start	direct start
208	7.9	AWG 14/4	AWG 14/7
230	7.3	AWG 14/4	AWG 14/7
460	3.6	AWG 14/4	AWG 14/7
575	2.9	AWG 14/4	AWG 14/7
starting current DOL start : 4.8 x rated current			
* other voltages on request			

Type: Submersible mixer  
 Application: Preventing the accumulation of solids and floating crusts.

## Technical data

Effective area up to Ø 24 ft  
 Impeller code 115  
 Electrical power in clean water 3.1 kW  
 Weight 95 lbs

## Motor

Mains: 60 c/s – 3 phase  
 Rated horse power 3.4 HP  
 Rated electrical power 3.6 kW  
 Rated kVA 4.0 kVA  
 Nominal speed 1650 rpm  
 Motor efficiency 71 %  
 Power factor (cos phi) 0.89  
 Degree of protection IP 68  
 Isolation class F (311°F)  
 Max. water temperature 104°F  
 Standard cable length 66 ft

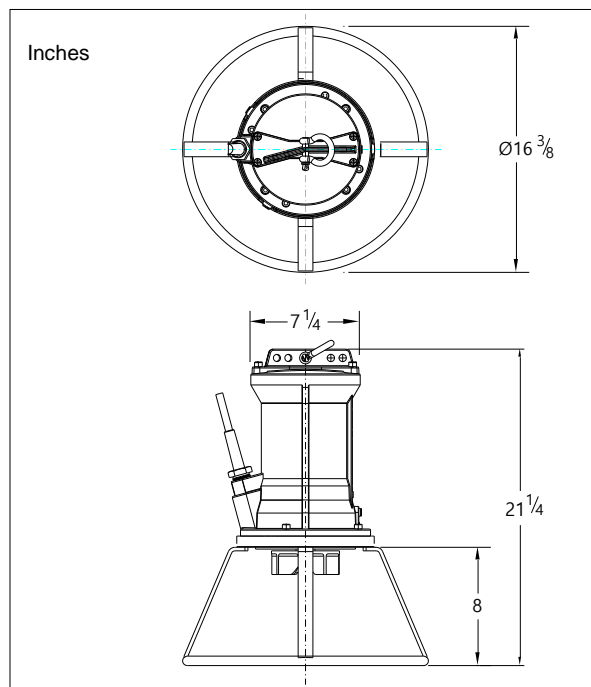


## Materials

Impeller S.g cast iron (ASTM A-445 Gr.60-46-18)  
 Motor unit Cast iron (ASTM A-48 class 35)  
 Shaft AISI 431  
 Alt: AISI 316  
 Bolts AISI 316  
 Elastomers Nitrile (NBR) or neoprene (CR)  
 Alt: viton (FPM)  
 Electrical cable Neoprene (CR)  
 Seal lubrication Oil  
 Seal pump side Silicon carbide – silicon carbide  
 Seal motor side Carbon - Ceramic  
 Coating Two components polyurethane

## Options available

- Thermo switches in stator windings
- Cable protective sheathing (AISI 316)
- Water detector in motor and oil chamber



## Connections

voltage	current	electrical cable size			
		direct start		with motor protection and/or water detector	
[V]*	[A]	direct start	star delta start	direct start	star delta start
208	11.1	AWG 14/4	AWG 14/7	AWG 14/7	-
230	10.1	AWG 14/4	AWG 14/7	AWG 14/7	-
460	5.0	AWG 14/4	AWG 14/7	AWG 14/7	-
575	4.0	AWG 14/4	AWG 14/7	AWG 14/7	-
starting current DOL start : 3.4 x rated current					
starting current YD start : 1.1 x rated current					
* other voltages on request					

Type: Submersible mixer  
 Application: Preventing the accumulation of solids and floating crusts.

**Technical data**

Effective area up to Ø 30 ft  
 Impeller code 125  
 Electrical power in clean water 4.5 kW  
 Weight 101 lbs

**Motor**

Mains: 60 c/s – 3 phase  
 Rated horse power 5.4 HP  
 Rated electrical power 5.2 kW  
 Rated kVA 6.1 kVA  
 Nominal speed 1660 rpm  
 Motor efficiency 77 %  
 Power factor (cos phi) 0.85  
 Degree of protection IP 68  
 Isolation class F (311°F)  
 Max. water temperature 104°F  
 Standard cable length 66 ft

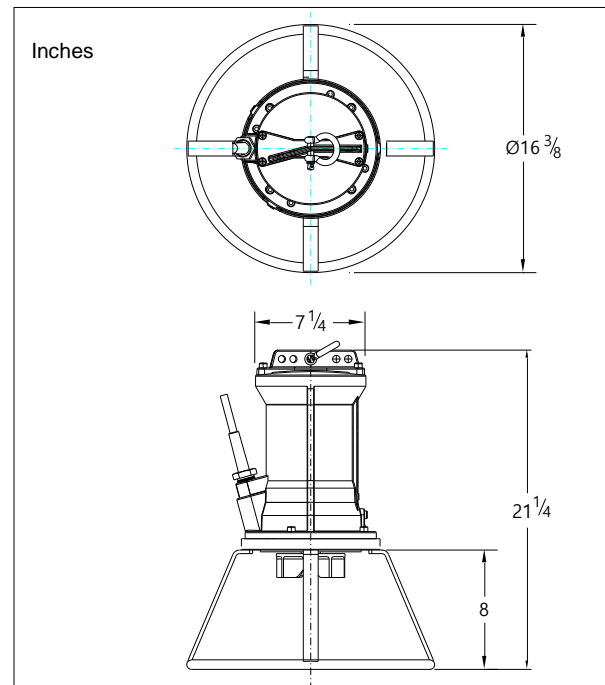


**Materials**

Impeller S.g cast iron (ASTM A-445 Gr.60-46-18)  
 Motor unit Cast iron (ASTM A-48 class 35)  
 Shaft AISI 431  
 Alt: AISI 316  
 Bolts AISI 316  
 Elastomers Nitrile (NBR) or neoprene (CR)  
 Alt: viton (FPM)  
 Electrical cable Neoprene (CR)  
 Seal lubrication Oil  
 Seal pump side Silicon carbide – silicon carbide  
 Seal motor side Carbon - Ceramic  
 Coating Two components polyurethane

**Options available**

- Thermo switches in stator windings
- Cable protective sheathing (AISI 316)
- Water detector in motor and oil chamber



**Connections**

voltage	current	electrical cable size		with motor protection and/or water detector	
		direct start	star delta start	direct start	star delta start
208	17.1	AWG 10/4	AWG 14/7	-	-
230	15.4	AWG 10/4	AWG 14/7	-	-
460	7.7	AWG 14/4	AWG 14/7	AWG 14/7	-
575	6.2	AWG 14/4	AWG 14/7	AWG 14/7	-
starting current DOL start : 4.3 x rated current					
starting current YD start : 1.4 x rated current					* other voltages on request

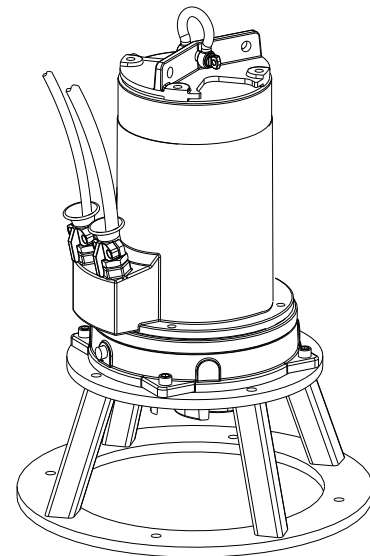
Type: Submersible mixer  
 Application: Preventing the accumulation of solids and floating crusts.

**Mixer**

Effective area up to Ø 46 ft  
 Impeller code 135  
 Electrical power in clean water 8.1 kW  
 Weight 187 lbs

**Motor**

Mains: 60c/s – 3 phase  
 Rated horse power 9.2 HP  
 Rated electrical power 8.8 kW  
 Rated kVA 10.4 kVA  
 Nominal speed 1674 rpm  
 Motor efficiency 78 %  
 Power factor (cos phi) 0.85  
 Degree of protection IP 68  
 Isolation class F (311°F)  
 Max. water temperature 104°F  
 Standard cable length 33 ft

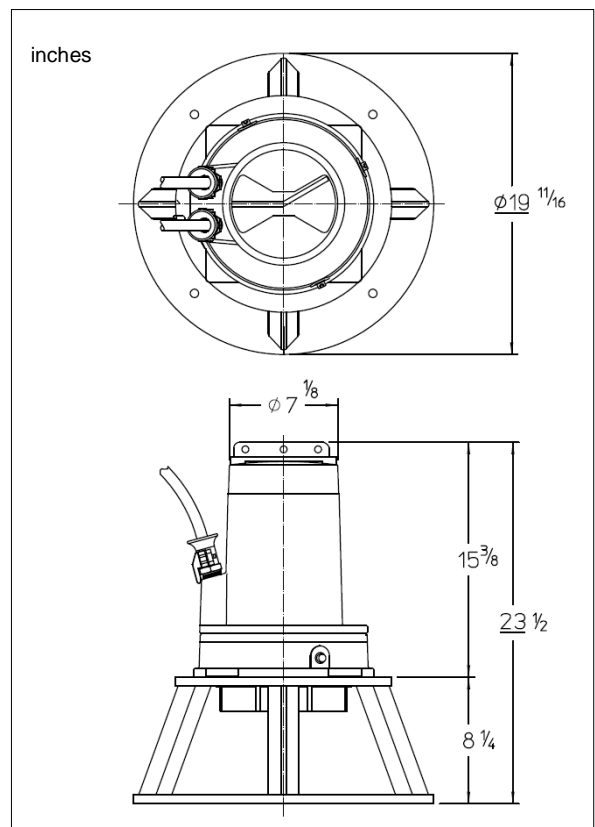


**Materials**

Impeller S.g cast iron GGG 40 (EN-GJS-400-15)  
 Motor unit parts Cast iron (ASTM A-48 class 35)  
 Pump shaft AISI 431  
 Pump support Alt: AISI 316  
 Galvanized steel  
 Alt: AISI 316  
 Bolts AISI 316  
 Elastomers Nitrile (NBR) or neoprene (CR)  
 Alt: viton (FPM)  
 Neoprene (CR)  
 Electrical cable  
 Seal lubrication Oil  
 Seal pump side Silicon carbide – silicon carbide  
 Seal motor side Carbon - ceramic  
 Coating Two component polyurethane

**Optional**

- Thermo switches in motor windings
- Cable protection sheet (AISI316)
- Water detector in motor and oil chamber



**Connections**

voltage	current	electrical cable size		motor protection and/or water detector	
		directe start	ster-driehoek start	directe start	ster-driehoek start
208	28.9	AWG 8/4	2x AWG 10/4	AWG 8/4 + AWG 14/4	-
230	26.1	AWG 8/4	2x AWG 10/4	AWG 8/4 + AWG 14/4	-
460	13.1	AWG 14/4	AWG 16/7	AWG 14/7	-
575	10.5	AWG 14/4	AWG 16/7	AWG 14/7	-
starting current DOL start : 4.2 x rated current					
starting current YD start : 1.4 x rated current				* other voltages on request	

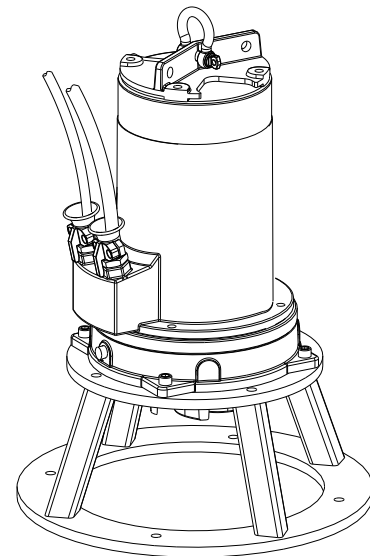
Type: Submersible mixer  
 Application: Preventing the accumulation of solids and floating crusts.

**Mixer**

Effective area up to Ø 53 ft  
 Impeller code 140  
 Electrical power in clean water 9.9 kW  
 Weight 192 lbs

**Motor**

Mains: 60 c/s – 3 phase  
 Rated horse power 11.6 HP  
 Rated electrical power 10.6 kW  
 Rated kVA 12.2 kVA  
 Nominal speed 1668 rpm  
 Motor efficiency 81 %  
 Power factor (cos phi) 0.87  
 Degree of protection IP 68  
 Isolation class F (311°F)  
 Max. water temperature 104°F  
 Standard cable length 33 ft

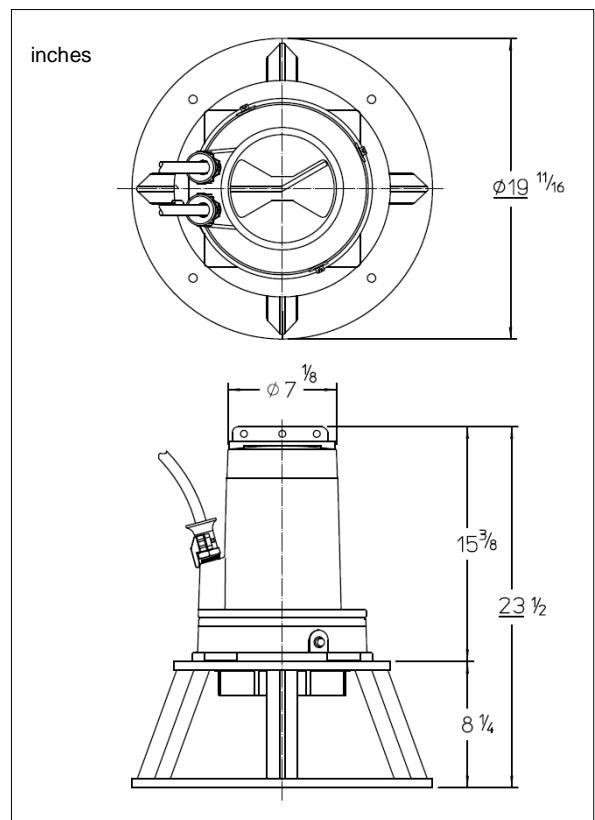


**Materials**

Impeller S.g cast iron GGG 40 (EN-GJS-400-15)  
 Motor unit parts Cast iron (ASTM A-48 class 35)  
 Pump shaft AISI 431  
 Pump support Alt: AISI 316  
 Galvanized steel  
 Alt: AISI 316  
 Bolts AISI 316  
 Elastomers Nitrile (NBR) or neoprene (CR)  
 Alt: viton (FPM)  
 Neoprene (CR)  
 Electrical cable Oil  
 Seal lubrication Silicon carbide – silicon carbide  
 Seal pump side Carbon - ceramic  
 Seal motor side Two component polyurethane  
 Coating

**Optional**

- Thermo switches in motor windings
- Cable protection sheet (AISI316)
- Water detector in motor and oil chamber



**Connections**

voltage	current	electrical cable size		with motor protection and/or water detector			
		direct start	star delta start	direct start	star delta start		
208	34.0	AWG 8/4	2x AWG 10/4	AWG 8/4 + AWG 14/4	-		
230	30.7	AWG 8/4	2x AWG 10/4	AWG 8/4 + AWG 14/4	-		
460	15.4	AWG 10/4	AWG 16/7	AWG 10/4 + AWG 14/4	-		
575	12.3	AWG 14/4	AWG 16/7	AWG 14/7	-		
starting current DOL start : 6.1 x rated current							
starting current YD start : 2.0 x rated current							
							* other voltages on request

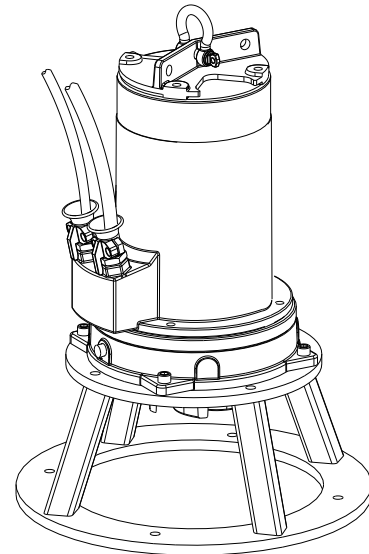
Type: Submersible mixer  
 Application: Preventing the accumulation of solids and floating crusts.

**Mixer**

Effective area up to Ø 60 ft  
 Impeller code 155  
 Electrical power in clean water 15.5 kW  
 Weight 225 lbs

**Motor**

Mains: 60 c/s – 3 phase  
 Rated horse power 20.0 HP  
 Rated electrical power 17.5 kW  
 Rated kVA 20.9 kVA  
 Nominal speed 1704 rpm  
 Motor efficiency 85 %  
 Power factor (cos phi) 0.84  
 Degree of protection IP 68  
 Isolation class F (311°F)  
 Max. water temperature 104°F  
 Standard cable length 33 ft

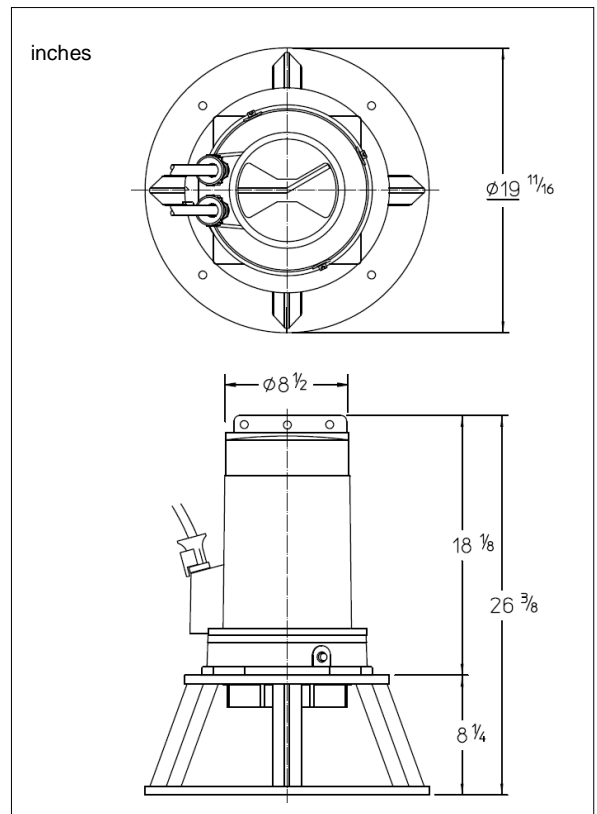


**Materials**

Impeller S.g cast iron GGG 40 (EN-GJS-400-15)  
 Motor unit parts Cast iron (ASTM A-48 class 35)  
 Pump shaft AISI 431  
 Alt: AISI 316  
 Pump support Galvanized steel  
 Alt: AISI 316  
 Bolts AISI 316  
 Elastomers Nitrile (NBR) or neoprene (CR)  
 Alt: viton (FPM)  
 Neoprene (CR)  
 Electrical cable Oil  
 Seal lubrication Silicon carbide – silicon carbide  
 Seal pump side Carbon - ceramic  
 Seal motor side Two component polyurethane  
 Coating

**Optional**

- Thermo switches in motor windings
- Cable protection sheet (AISI316)
- Water detector in motor and oil chamber



**Connections**

		electrical cable size					
voltage	current			with motor protection and/or water detector			
[V]*	[A]	direct start	star delta start	direct start	star delta start		
208	58.1	2x AWG 8/4	2x AWG 8/4	-	-		
230	52.6	2x AWG 8/4	2x AWG 8/4	-	-		
460	26.3	AWG 8/4	AWG 14/7	AWG 8/4 + AWG 14/4	-		
575	21.0	AWG 10/4	AWG 14/7	AWG 10/4 + AWG 14/4	AWG 14/7 + AWG 14/4		
starting current DOL start : 5.0 x rated current							
starting current YD start : 1.7 x rated current				* other voltages on request			

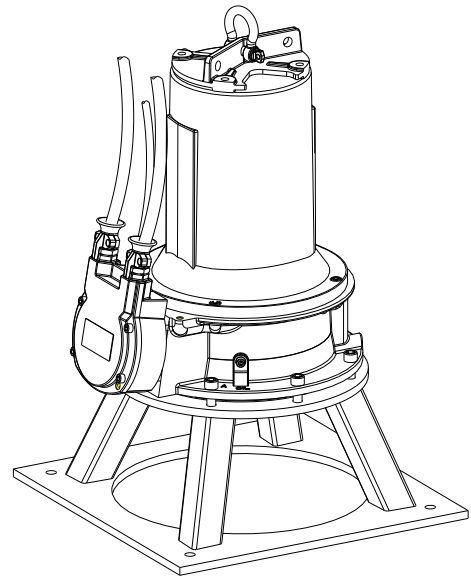
Type: Submersible mixer  
 Application: Preventing the accumulation of solids and floating crusts.

**Mixer**

Effective area up to Ø 66 ft  
 Impeller code 176  
 Electrical power in clean water 27.5 kW  
 Weight 441 lbs

**Motor**

Mains: 60 c/s – 3 phase  
 Rated horse power 33.9 HP  
 Rated electrical power 29.8 kW  
 Rated kVA 36.7 kVA  
 Nominal speed 1720 rpm  
 Motor efficiency 84 %  
 Power factor (cos phi) 0.82  
 Degree of protection IP 68  
 Isolation class F (311°F)  
 Max. water temperature 104°F  
 Standard cable length 33 ft

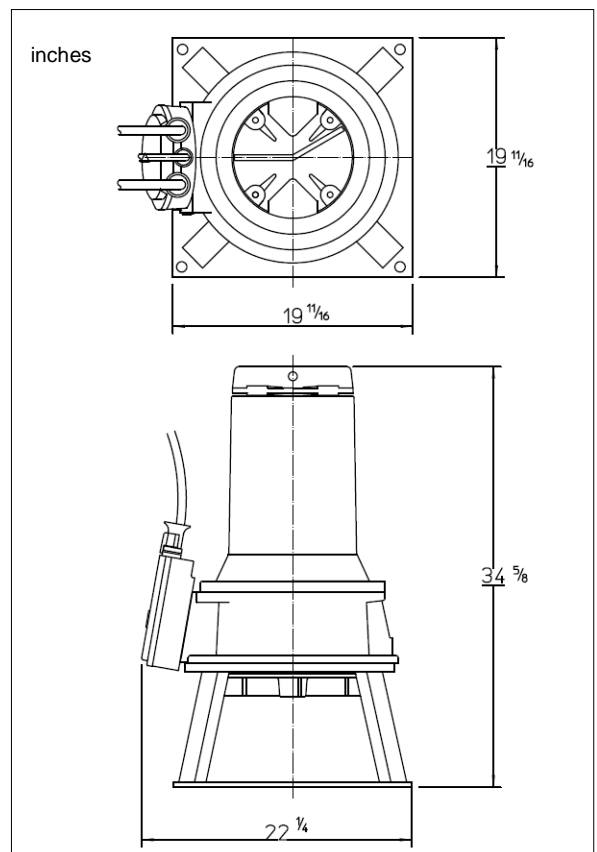


**Materials**

Impeller S.g cast iron (ASTM A-445 Gr.60-46-18)  
 Motor unit parts Cast iron (ASTM A-48 class 35)  
 Pump shaft AISI 431  
 Alt: AISI 316  
 Pump support Galvanized steel  
 Alt: AISI 316  
 Bolts AISI 316  
 Elastomers Nitrile (NBR) or neoprene (CR)  
 Alt: viton (FPM)  
 Neoprene (CR)  
 Electrical cable Oil  
 Seal lubrication Silicon carbide – silicon carbide  
 Seal pump side Carbon - ceramic  
 Seal motor side Two component polyurethane  
 Coating

**Optional**

- Cable protection sheet (AISI316)
- Water detector in motor and oil chamber
- Cooling system



**Connections**

		electrical cable size			
voltage	current	with motor protection and/or water detector			
[V]*	[A]	direct start	star delta start		
380	55.8	2x AWG 8/4 + AWG 14/4	2x AWG 8/4 + AWG 14/4		
460	46.1	2x AWG 10/4 + AWG 14/4	2x AWG 8/4 + AWG 14/4		
575	36.9	AWG 6/4 + AWG 14/4	2x AWG 10/4 + AWG 14/4		
starting current DOL start : 5.7 x rated current					
starting current YD start: 1.9 x rated current					
					* other voltages on request