

Type:	Submersible mixer
Application:	Prevent the accumulation of solids and floating crusts.

Mixer

Effective area	up to 6m
Impeller diameter	115mm
Electrical power in clean water	1.8 kW
Weight	43 kg

Motor

Mains:	50Hz – 3 phase
Rated shaft power (P2)	1.5 kW
Absorbed electrical power (P1)	2.1 kW
Nominal speed	1420 rpm
Motor efficiency	71 %
Power factor (cos phi)	0.84
Degree of protection	IP 68
Isolation class	F (155°C)
Max. water temperature	40°C
Standard cable length	10 m

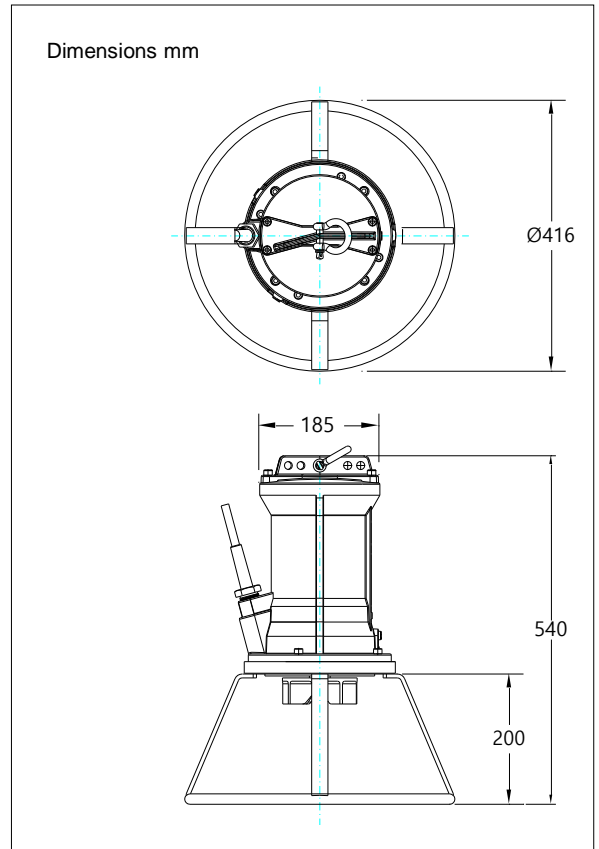


Materials

Impeller	S.g cast iron GGG 40 (EN-GJS-400-15)
Motor unit parts	Cast iron GG 25 (EN-GJL-250)
Pump shaft	AISI 431 (X20 CrNi 17 2)
	Alt: AISI 316 (X5 CrNiMo 17 12 2)
Pump support	Fe 37
	Alt: RVS 316 (X5 CrNiMo 17 12 2)
Bolts	AISI 316 (X5 CrNiMo 17 12 2)
Rubber parts	Nitrile (NBR) or neoprene (CR)
	Alt: viton (FPM)
Electrical cable	Neoprene (CR)
Seal lubrication	Oil
Seal pump side	Silicon carbide – silicon carbide
Seal motor side	Carbon - ceramic
Coating	Two component polyurethane

Optional

- Flameproof version, to class: II 2 G Ex d IIB c T4
Standard: II 2 G Ex b c d IIB T4 Gb
With Frequency control: II 2 G Ex b c d IIB T3 Gb
- Thermo switches in motor windings (standard for flameproof version)
- Cable protection sheet (AISI316)
- Water detector in motor en oil chamber
Flameproof version with external cable



Connections

		electrical cable size		motor protection and/or water detector		flameproof version	
voltage	current						
[V]*	[A]	direct start		direct start		direct start	
230	6.3	4G1.5		7G1.5		7G1.5	
400	3.6	4G1.5		7G1.5		7G1.5	
500	2.9	4G1.5		7G1.5		7G1.5	
starting current DOL start : 4.8 x rated current							
							* other voltages on request

Type: Submersible mixer
 Application: Prevent the accumulation of solids and floating crusts.

Mixer

Effective area up to 8m
 Impeller diameter 125mm
 Electrical power in clean water 2.5 kW
 Weight 44 kg

Motor

Mains: 50Hz – 3 phase
 Rated shaft power (P2) 2.2 kW
 Absorbed electrical power (P1) 3.1 kW
 Nominal speed 1375 rpm
 Motor efficiency 71 %
 Power factor (cos phi) 0.89
 Degree of protection IP 68
 Isolation class F (155°C)
 Max. water temperature 40°C
 Standard cable length 10 m

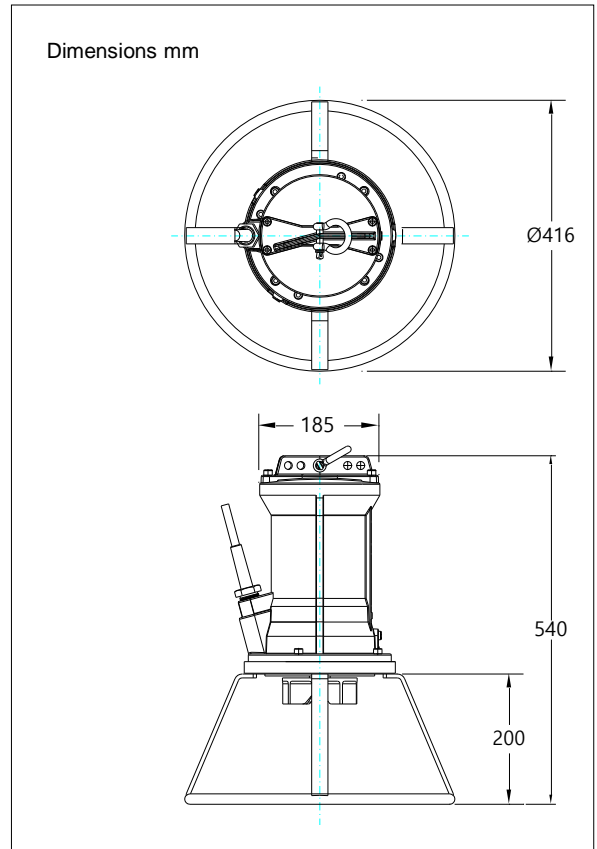


Materials

Impeller S.g cast iron GGG 40 (EN-GJS-400-15)
 Motor unit parts Cast iron GG 25 (EN-GJL-250)
 Pump shaft AISI 431 (X20 CrNi 17 2)
 Alt: AISI 316 (X5 CrNiMo 17 12 2)
 Pump support Fe 37
 Alt: RVS 316 (X5 CrNiMo 17 12 2)
 Bolts AISI 316 (X5 CrNiMo 17 12 2)
 Rubber parts Nitrile (NBR) or neoprene (CR)
 Alt: viton (FPM)
 Electrical cable Neoprene (CR)
 Seal lubrication Oil
 Seal pump side Silicon carbide – silicon carbide
 Seal motor side Carbon - ceramic
 Coating Two component polyurethane

Optional

- Flameproof version, to class: II 2 G Ex d IIB c T4
 Standard: II 2 G Ex b c d IIB T4 Gb
 With Frequency control: II 2 G Ex b c d IIB T3 Gb
- Thermo switches in motor windings
 (standard for flameproof version)
- Cable protection sheet (AISI316)
- Water detector in motor and oil chamber
 Flameproof version with external cable



Connections

		electrical cable size		motor protection and/or water detector		flameproof version	
voltage	current	direct start	star-delta start	direct start	star-delta start	direct start	star-delta start
[V]*	[A]						
230	8.7	4G1.5	7G1.5	7G1.5	12G1.5	7G1.5	12G1.5
400	5.0	4G1.5	7G1.5	7G1.5	12G1.5	7G1.5	12G1.5
500	4.0	4G1.5	7G1.5	7G1.5	12G1.5	7G1.5	12G1.5
starting current DOL start : 3.4 x rated current							
starting current YD start : 1.1 x rated current				* other voltages on request			

Type: Submersible mixer
 Application: Prevent the accumulation of solids and floating crusts.

Mixer

Effective area up to 10m
 Impeller diameter 136
 Electrical power in clean water 3.8 kW
 Weight 47 kg

Motor

Mains: 50Hz – 3 phase
 Rated shaft power (P2) 3.5 kW
 Absorbed electrical power (P1) 4.5 kW
 Nominal speed 1385 rpm
 Motor efficiency 78 %
 Power factor (cos phi) 0.84
 Degree of protection IP 68
 Isolation class F (155°C)
 Max. water temperature 40°C
 Standard cable length 10 m

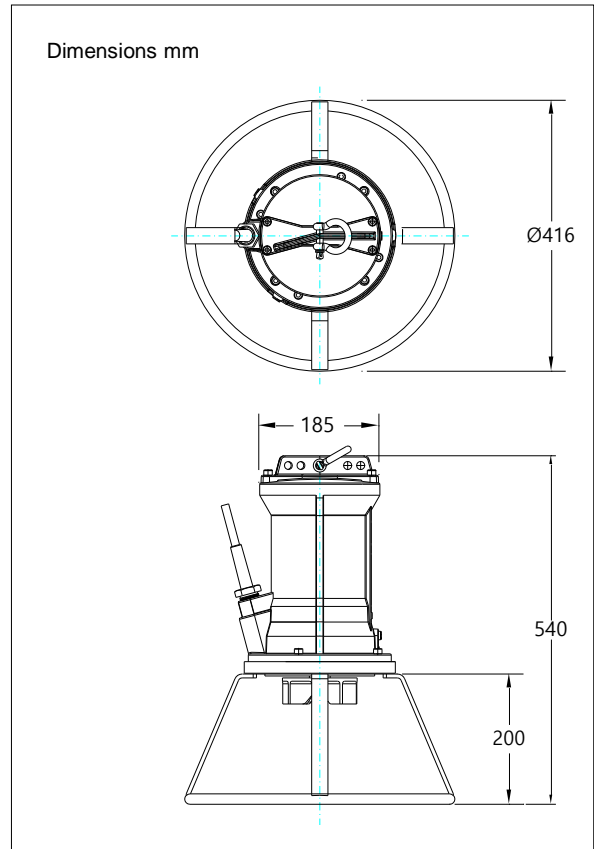


Materials

Impeller S.g cast iron GGG 40 (EN-GJS-400-15)
 Motor unit parts Cast iron GG 25 (EN-GJL-250)
 Pump shaft AISI 431 (X20 CrNi 17 2)
 Alt: AISI 316 (X5 CrNiMo 17 12 2)
 Pump support Fe 37
 Alt: RVS 316 (X5 CrNiMo 17 12 2)
 Bolts AISI 316 (X5 CrNiMo 17 12 2)
 Rubber parts Nitrile (NBR) or neoprene (CR)
 Alt: viton (FPM)
 Electrical cable Neoprene (CR)
 Seal lubrication Oil
 Seal pump side Silicon carbide – silicon carbide
 Seal motor side Carbon - ceramic
 Coating Two component polyurethane

Optional

- Flameproof version, to class: II 2 G Ex d IIB c T4
 Standard: II 2 G Ex b c d IIB T4 Gb
 With Frequency control: II 2 G Ex b c d IIB T3 Gb
- Thermoswitches in motor windings (standard for flameproof version)
- Cable protection sheet (AISI316)
- Water detector in motor and oil chamber
 Flameproof version with external cable



Connections

voltage	current	electrical cable size		motor protection and/or water detector		flameproof version	
		directe start	ster-driehoek start	directe start	ster-driehoek start	directe start	ster-driehoek start
230	13.4	4G1.5	7G1.5	7G1.5	12G1.5	7G1.5	12G1.5
400	7.7	4G1.5	7G1.5	7G1.5	12G1.5	7G1.5	12G1.5
500	6.2	4G1.5	7G1.5	7G1.5	12G1.5	7G1.5	12G1.5
starting current DOL start : 4.3 x rated current							
starting current YD start : 1.4 x rated current						* other voltages on request	

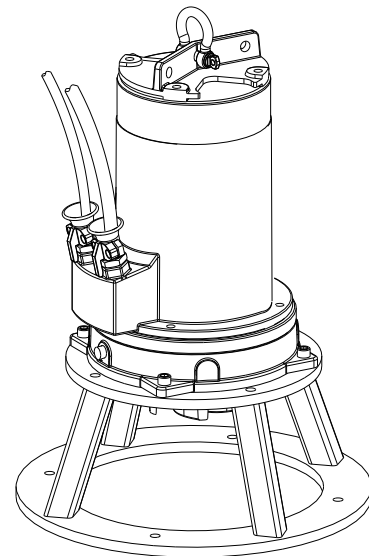
Type:	Submersible mixer
Application:	Prevent the accumulation of solids and floating crusts.

Mixer

Effective area	up to Ø12m
Impeller diameter	125
Electrical power in clean water	5.8 kW
Weight	85 kg

Motor

Mains:	50Hz – 3 phase
Rated shaft power (P2)	5.0 kW
Absorbed electrical power (P1)	6.3 kW
Nominal speed	1420 rpm
Motor efficiency	79 %
Power factor (cos phi)	0.82
Degree of protection	IP 68
Isolation class	F (155°C)
Max. water temperature	40°C
Standard cable length	10 m



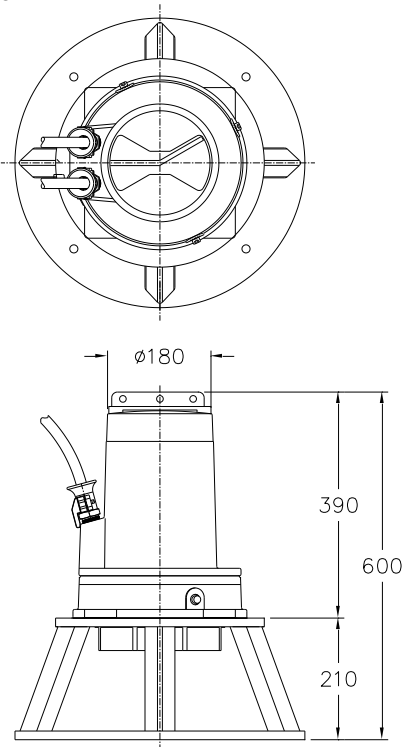
Materials

Impeller	S.g cast iron GGG 40 (EN-GJS-400-15)
Motor unit parts	Cast iron GG 25 (EN-GJL-250)
Pump shaft	AISI 431 (X20 CrNi 17 2)
	Alt: AISI 316 (X5 CrNiMo 17 12 2)
Pump support	Fe 37
	Alt: RVS 316 (X5 CrNiMo 17 12 2)
Bolts	AISI 316 (X5 CrNiMo 17 12 2)
Rubber parts	Nitrile (NBR) or neoprene (CR)
	Alt: viton (FPM)
Electrical cable	Neoprene (CR)
Seal lubrication	Oil
Seal pump side	Silicon carbide – silicon carbide
Seal motor side	Carbon - ceramic
Coating	Two component polyurethane

Optional

- Flameproof version, to class:
Standard: II 2 G Ex b c d IIB T4 Gb
With Frequency control: II 2 G Ex b c d IIB T3 Gb
- Thermoswitches in motor windings (standard for flameproof version)
- Cable protection sheet (AISI316)
- Water detector in motor and oil chamber
Flameproof version with external cable

Dimensions mm



Connections

voltage	current	electrical cable size		motor protection and/or water detector		flameproof version	
		directe start	ster-driehoek start	directe start	ster-driehoek start	directe start	ster-driehoek start
230	19.5	4G2.5	7G1.5	7G2.5	12G1.5	7G2.5	12G1.5
400	11.2	4G2.5	7G1.5	7G1.5	12G1.5	7G1.5	12G1.5
500	9.0	4G2.5	7G1.5	7G1.5	12G1.5	7G1.5	12G1.5
starting current DOL start : 5.0 x rated current							
starting current YD start : 1.7 x rated current						* other voltages on request	

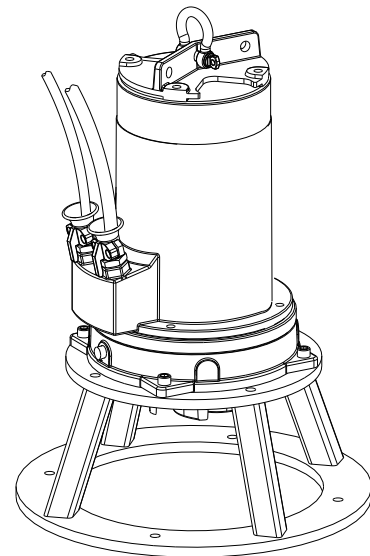
Type:	Submersible mixer
Application:	Prevent the accumulation of solids and floating crusts.

Mixer

Effective area	up to Ø14m
Impeller diameter	150
Electrical power in clean water	7.1 kW
Weight	85 kg

Motor

Mains:	50Hz – 3 phase
Rated shaft power (P2)	6.0 kW
Absorbed electrical power (P1)	7.7 kW
Nominal speed	1395 rpm
Motor efficiency	78 %
Power factor (cos phi)	0.85
Degree of protection	IP 68
Isolation class	F (155°C)
Max. water temperature	40°C
Standard cable length	10 m



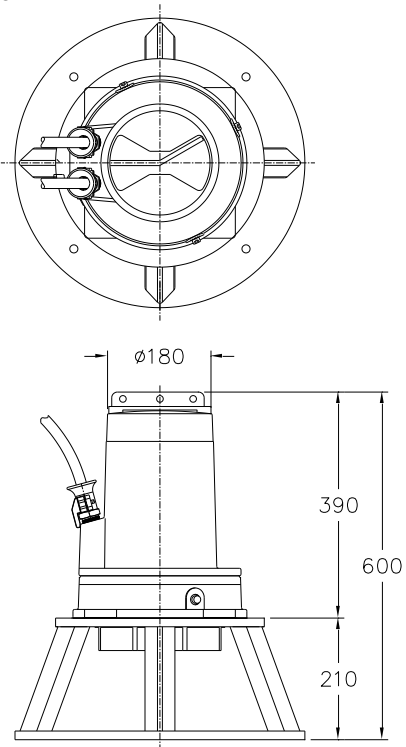
Materials

Impeller	S.g cast iron GGG 40 (EN-GJS-400-15)
Motor unit parts	Cast iron GG 25 (EN-GJL-250)
Pump shaft	AISI 431 (X20 CrNi 17 2)
	Alt: AISI 316 (X5 CrNiMo 17 12 2)
Pump support	Fe 37
	Alt: RVS 316 (X5 CrNiMo 17 12 2)
Bolts	AISI 316 (X5 CrNiMo 17 12 2)
Rubber parts	Nitrile (NBR) or neoprene (CR)
	Alt: viton (FPM)
Electrical cable	Neoprene (CR)
Seal lubrication	Oil
Seal pump side	Silicon carbide – silicon carbide
Seal motor side	Carbon - ceramic
Coating	Two component polyurethane

Optional

- Flameproof version, to class:
Standard: II 2 G Ex b c d IIB T4 Gb
With Frequency control: II 2 G Ex b c d IIB T3 Gb
- Thermoswitches in motor windings (standard for flameproof version)
- Cable protection sheet (AISI316)
- Water detector in motor and oil chamber
Flameproof version with external cable

Dimensions mm



Connections

voltage	current	electrical cable size		motor protection and/or water detector		flameproof version	
		directe start	ster-driehoek start	directe start	ster-driehoek start	directe start	ster-driehoek start
230	22.9	4G6	7G1.5	4G6 + 4G1.5	12G1.5	4G6 + 4G2.5	12G1.5
400	13.1	4G2.5	7G1.5	7G1.5	12G1.5	4G6 + 4G2.5	12G1.5
500	10.5	4G2.5	7G1.5	7G1.5	12G1.5	4G6 + 4G2.5	12G1.5
starting current DOL start : 4.2 x rated current							
starting current YD start : 1.4 x rated current						* other voltages on request	

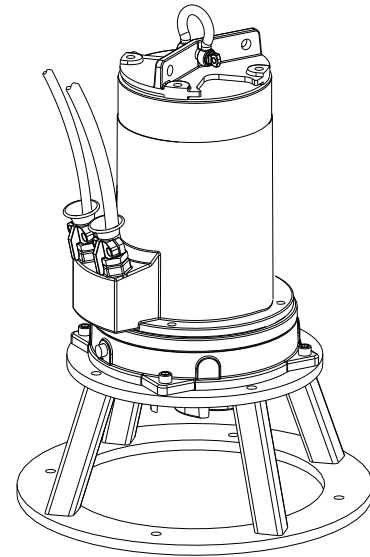
Type: Submersible mixer
 Application: Prevent the accumulation of solids and floating crusts.

Mixer

Effective area up to 16m
 Impeller diameter 160
 Electrical power in clean water 8.6 kW
 Weight 87 kg

Motor

Mains: 50Hz – 3 phase
 Rated shaft power (P2) 7.5 kW
 Absorbed electrical power (P1) 9.3 kW
 Nominal speed 1390 rpm
 Motor efficiency 78 %
 Power factor (cos phi) 0.88
 Degree of protection IP 68
 Isolation class F (155°C)
 Max. water temperature 40°C
 Standard cable length 10 m

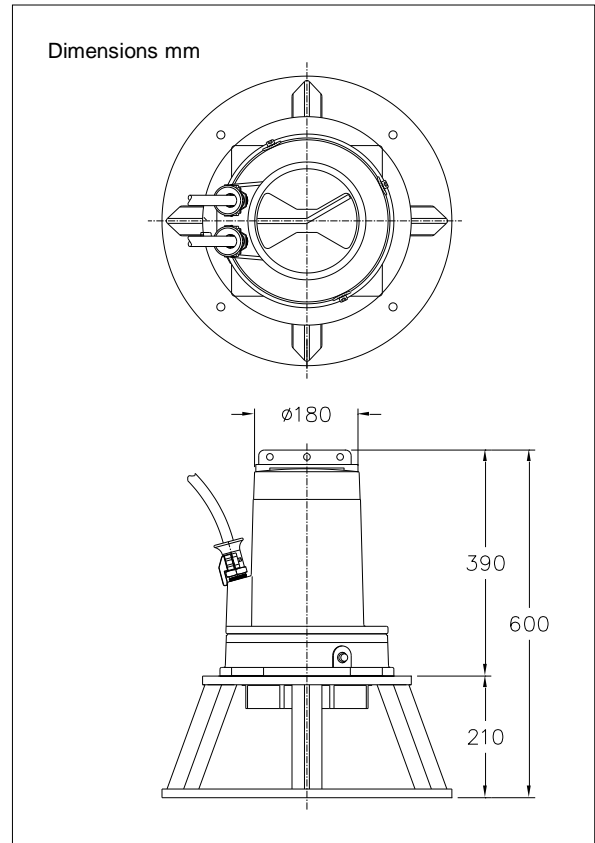


Materials

Impeller S.g cast iron GGG 40 (EN-GJS-400-15)
 Motor unit parts Cast iron GG 25 (EN-GJL-250)
 Pump shaft AISI 431 (X20 CrNi 17 2)
 Pump support Alt: AISI 316 (X5 CrNiMo 17 12 2)
 Fe 37
 Alt: RVS 316 (X5 CrNiMo 17 12 2)
 Bolts AISI 316 (X5 CrNiMo 17 12 2)
 Rubber parts Nitrile (NBR) or neoprene (CR)
 Alt: viton (FPM)
 Electrical cable Neoprene (CR)
 Seal lubrication Oil
 Seal pump side Silicon carbide – silicon carbide
 Seal motor side Carbon - ceramic
 Coating Two component polyurethane

Optional

- Flameproof version, to class: II 2 G Ex d IIB c T4
 Standard: II 2 G Ex b c d IIB T4 Gb
 With Frequency control: II 2 G Ex b c d IIB T3 Gb
- Thermoswitches in motor windings
 (standard for flameproof version)
- Cable protection sheet (AISI316)
- Water detector in motor and oil chamber
 Flameproof version with external cable



Connections

		electrical cable size		motor protection and/or water detector		flameproof version	
voltage	current			directe start	ster-driehoek start	directe start	ster-driehoek start
[V]*	[A]	directe start	ster-driehoek start	directe start	ster-driehoek start	directe start	ster-driehoek start
230	26.4	4G6	7G2.5	4G6 + 4G1.5	7G2.5 + 4G1.5	4G6 + 4G2.5	7G2.5 + 4G2.5
400	15.2	4G2.5	7G1.5	7G1.5	12G1.5	7G1.5	12G1.5
500	12.1	4G2.5	7G1.5	7G1.5	12G1.5	7G1.5	12G1.5
starting current DOL start : 6.1 x rated current							
starting current YD start : 2.0 x rated current							* other voltages on request

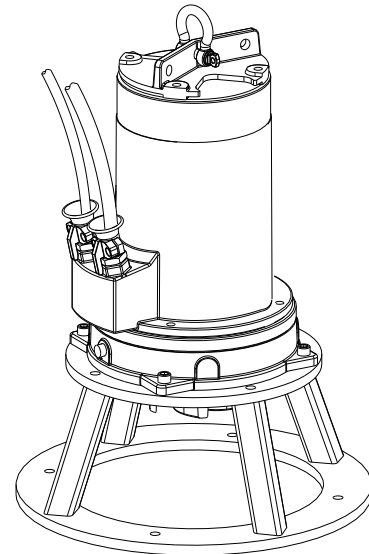
Type: Submersible mixer
 Application: Preventing the accumulation of solids and floating crusts.

Mixer

Effective area up to 18m
 Impeller diameter 173
 Electrical power in clean water 13.5 kW
 Weight 102 kg

Motor

Mains: 50Hz – 3 phase
 Rated shaft power (P2) 13.0 kW
 Absorbed electrical power (P1) 15.1 kW
 Nominal speed 1420 rpm
 Motor efficiency 86 %
 Power factor (cos phi) 0.84
 Degree of protection IP 68
 Isolation class F (155°C)
 Max. water temperature 40°C
 Standard cable length 10 m

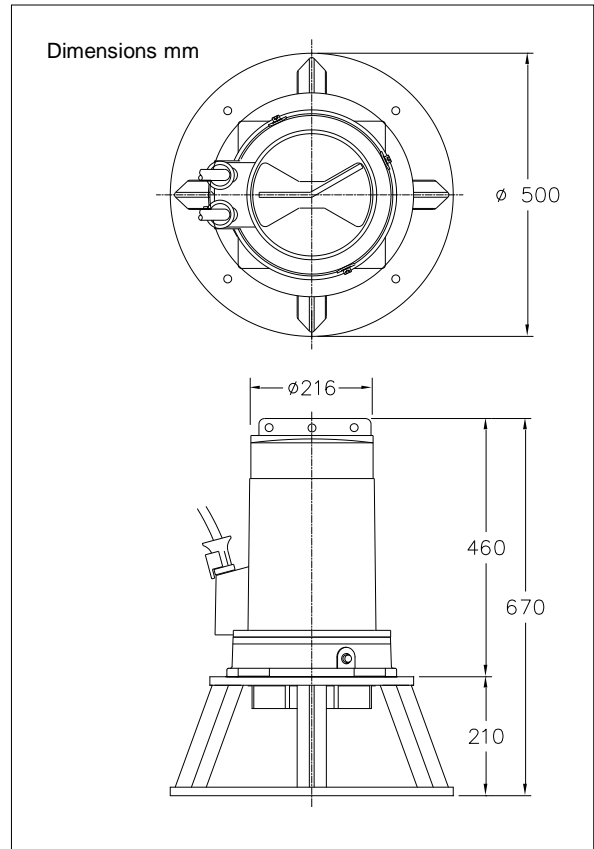


Materials

Impeller S.g cast iron GGG 40 (EN-GJS-400-15)
 Motor unit parts Cast iron GG 25 (EN-GJL-250)
 Pump shaft AISI 431 (X20 CrNi 17 2)
 Alt: AISI 316 (X5 CrNiMo 17 12 2)
 Pump support Fe 37
 Alt: RVS 316 (X5 CrNiMo 17 12 2)
 Bolts AISI 316 (X5 CrNiMo 17 12 2)
 Rubber parts Nitrile (NBR) or neoprene (CR)
 Alt: viton (FPM)
 Electrical cable Neoprene (CR)
 Seal lubrication Oil
 Seal pump side Silicon carbide – silicon carbide
 Seal motor side Carbon - ceramic
 Coating Two component polyurethane

Optional

- Flameproof version, to class: II 2 G Ex d IIB c T4
 Standard: II 2 G Ex b c d IIB T4 Gb
 With Frequency control: II 2 G Ex b c d IIB T3 Gb
- Thermoswitches in motor windings
 (standard for flameproof version)
- Cable protection sheet (AISI316)
- Water detector in motor and oil chamber
 Flameproof version with external cable



Connections

		electrical cable size					
voltage	current			motor protection and/or water detector		flameproof version	
[V]*	[A]	directe start	ster-driehoek start	directe start	ster-driehoek start	directe start	ster-driehoek start
230	45.4	4G10	2x4G6	4G10 + 4G1.5	-	4G10 + 4G2.5	-
400	26.1	4G6	7G1.5	4G6 + 4G1.5	7G2.5 + 4G1.5	4G6 + 4G2.5	7G2.5 + 4G2.5
500	20.9	4G6	7G1.5	4G6 + 4G1.5	12G1.5	4G6 + 4G2.5	12G1.5
starting current DOL start : 5.0 x rated current							
starting current YD start : 1.7 x rated current				* other voltages on request			

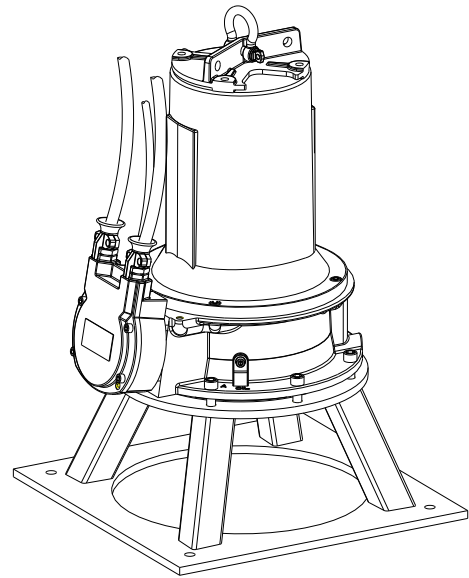
Type: Submersible mixer
 Application: Prevent the accumulation of solids and floating crusts.

Mixer

Effective area up to 20m
 Impeller diameter 202
 Electrical power in clean water 24 kW
 Weight 200 kg

Motor

Mains: 50Hz – 3 phase
 Rated shaft power (P2) 22 kW
 Absorbed electrical power (P1) 26.2 kW
 Nominal speed 1430 rpm
 Motor efficiency 84 %
 Power factor (cos phi) 0.82
 Degree of protection IP 68
 Isolation class F (155°C)
 Max. water temperature 40°C
 Standard cable length 10 m

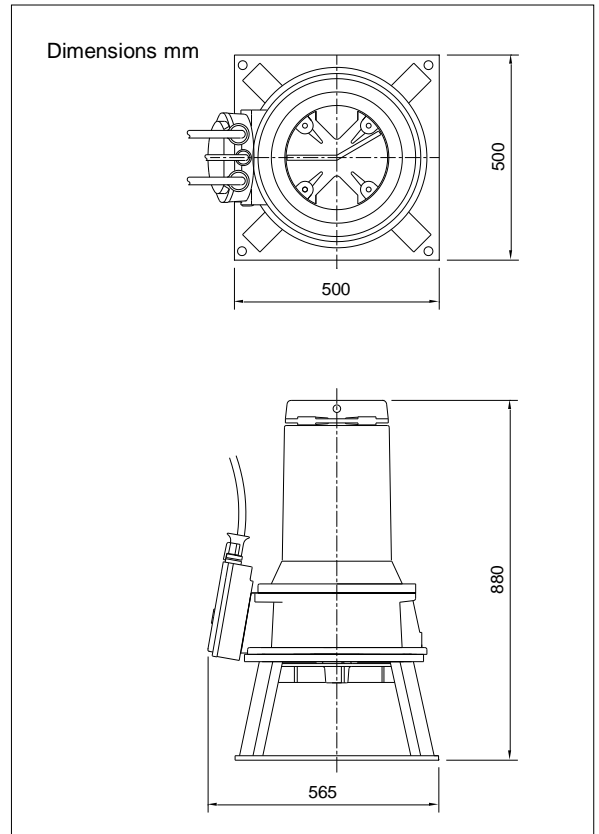


Materials

Impeller S.g cast iron GGG 40 (EN-GJS-400-15)
 Motor unit parts Cast iron GG 25 (EN-GJL-250)
 Pump shaft AISI 431 (X20 CrNi 17 2)
 Alt: AISI 316 (X5 CrNiMo 17 12 2)
 Pump support Fe 37
 Alt: RVS 316 (X5 CrNiMo 17 12 2)
 Bolts AISI 316 (X5 CrNiMo 17 12 2)
 Rubber parts Nitrile (NBR) or neoprene (CR)
 Alt: viton (FPM)
 Electrical cable Neoprene (CR)
 Seal lubrication Oil
 Seal pump side Silicon carbide – silicon carbide
 Seal motor side Carbon - ceramic
 Coating Two component polyurethane

Optional

- Flameproof version, to class: II 2 G Ex d IIB c T4
 Standard: II 2 G Ex b c d IIB T4 Gb
 With Frequency control: II 2 G Ex b c d IIB T3 Gb
- Cable protection sheet (AISI316)
- Water detector in motor and oil chamber
 Flameproof version with external cable



Connections

		electrical cable size			
voltage	current	motor protection and/ or water detector		flameproof version	
[V]*	[A]	directe start	ster-driehoek start	directe start	ster-driehoek start
230	80.2	-	2x4G10 + 4G2.5	-	2x4G10 + 4G2.5
400	46.1	4G10 + 4G2.5	2x4G6 + 4G2.5	4G10 + 4G2.5	2x4G6 + 4G2.5
500	36.9	4G6 + 4G2.5	2x4G6 + 4G2.5	4G6 + 4G2.5	2x4G6 + 4G2.5
starting current DOL start : 5.7 x rated current					
starting current YD start : 1.9 x rated current				* other voltages on request	